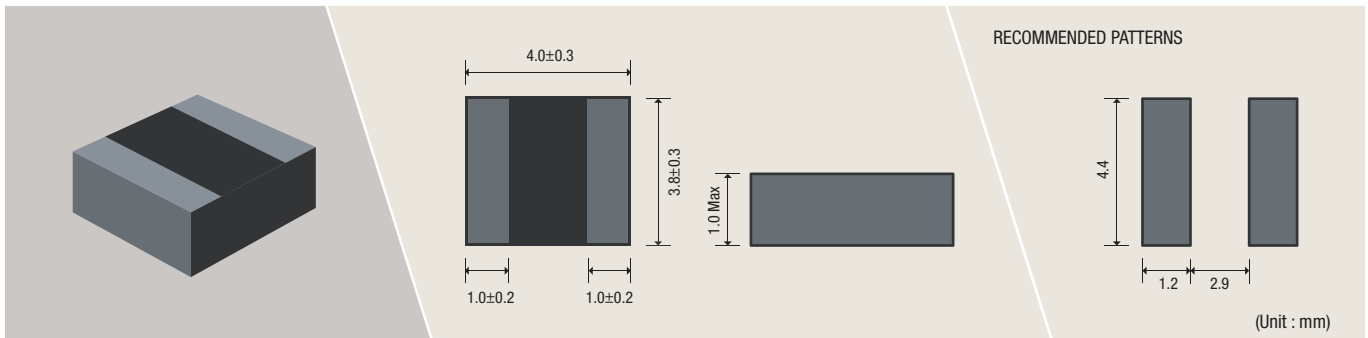


# HSP403810H

POWER INDUCTORS FOR SURFACE MOUNTING



## FEATURES

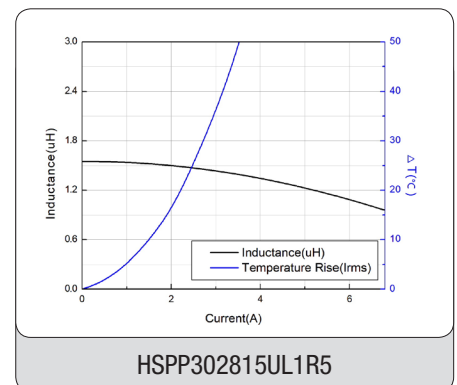
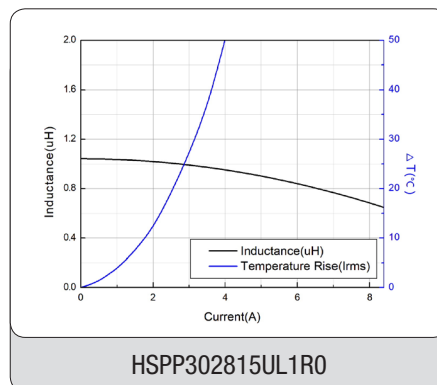
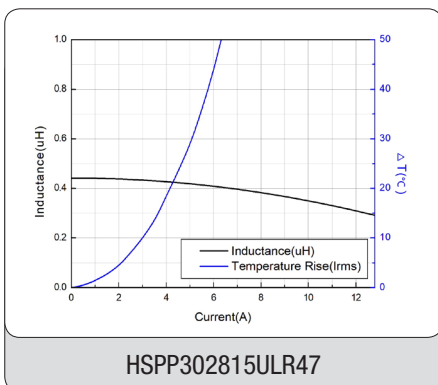
- Magnetic alloy power choke coil.
- Miniature size(4.0×3.8) and low profile.
- Magnetic shielded.
- Low acoustic noise and high efficiency.
- Halogen Free and RoHS compliant.
- High Current

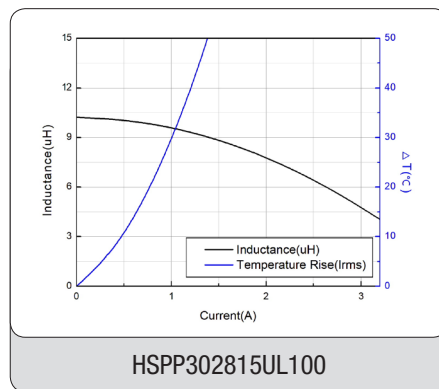
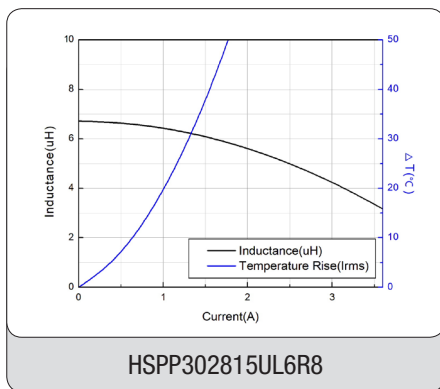
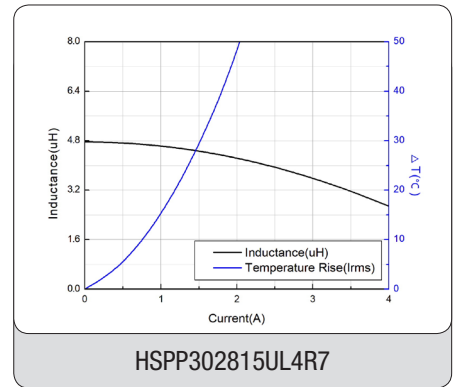
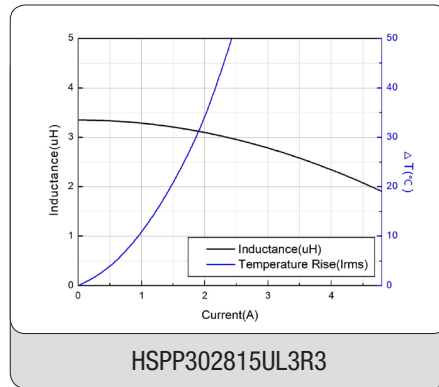
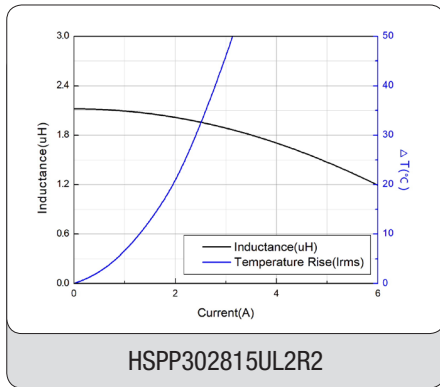
## SPECIFICATION

Part. No.	Inductance @1MHz [μH]	DC Resistance [mΩ]Typ(Max)	Saturation Current <sub>Isat</sub> 30% [A] Typ.	Rated Current <sub>I<sub>dc</sub></sub> [A] Typ. (ΔT = 40°C)
HSP403810HR47	0.47 ± 20%	17(20)	12.00	5.80
HSP403810H1R0	1.0 ± 20%	38(45)	7.50	3.70
HSP403810H1R5	1.5 ± 20%	53(63)	6.00	3.20
HSP403810H2R2	2.2 ± 20%	66(79)	5.00	2.80
HSP403810H3R3	3.3 ± 20%	110(130)	4.00	2.20
HSP403810H4R7	4.7 ± 20%	160(190)	3.30	1.80
HSP403810H6R8	6.8 ± 20%	220(260)	2.70	1.50
HSP403810H100	10 ± 20%	335(400)	2.20	1.30

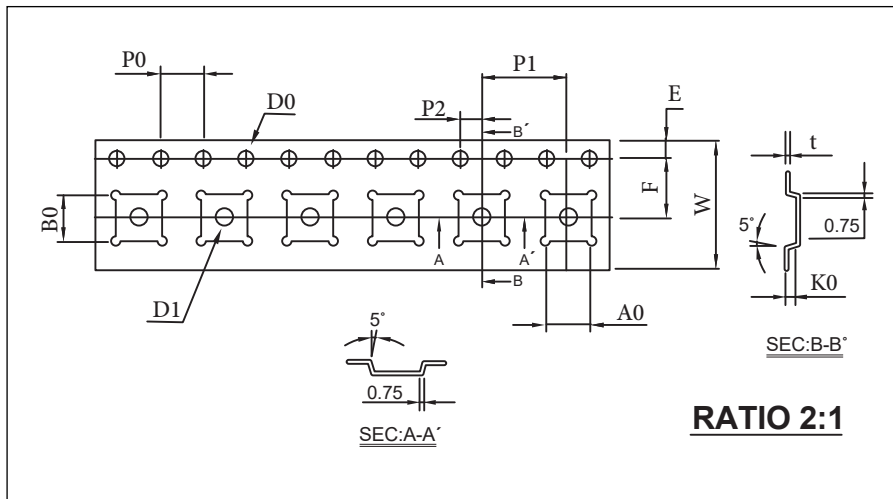
- Inductance is measured with the 4294A(AgilentTechnologies) or equivalent. (@1 MHz, 0.1Vrms)
- DCResistance is measured with the Digital Multimeter 3541(Hioki) or equivalent.
- Maximum allowable DC current is that which caused a 30% inductance reduction from the initial value, coil temperature to rise by 40°C whichever is smaller. (Ambient temp.20°C)

## ELECTRICAL CHARACTERISTICS





## REEL TAPE SPECIFICATION



Item	Specification	Tol.(+/-)
W	12.00	± 0.30
E	1.75	± 0.10
F	5.50	± 0.10
D0	Φ1.50	+ 0.10, - 0
D1	Φ1.00	± 0.10
P0	4.00	± 0.10
P1	8.00	± 0.10
P2	2.00	± 0.10
P0x10	40.00	± 0.20
T	0.30	± 0.05
A0	4.15	± 0.10
B0	4.15	± 0.10
K0	0.97	± 0.10